

Team name: JYSM

Username: ajdomingo

Email: allanajuliad23114@isd273.org

School: Edina High School

GREENEST



History of the Neighborhood

In 1907, the West Seattle community voted to join the city of Seattle in order to share the water, electricity, and public safety that they provided.

The neighborhood in the image is called Gatewood which is on top of a hill that overlooks the puget sound. This is in the neighborhood of many public, private, and religious elementary schools so it is a place that a lot of young families are drawn to. Due to the number of big businesses in Seattle now, (Microsoft & Amazon), West Seattle has become more and more popular for employees who want to be close to their jobs but still live in the suburbs.

The cost of living in West Seattle has gone up dramatically and the small homes that were once here have been torn down and new multi-million dollar houses put in their place.

Map



(Neighborhood in Red)



Current Conditions

The puget sound, which is right next to West Seattle, creates moderate temperatures with rain most days of the week. There is not much tree cover in West Seattle due to a tightly packed neighborhood and many roads but parks and natural areas have recently been added to the surrounding areas. This may be because of the higher cost of living now or that the city is trying to appeal to the wealthy subset. However, the houses in the Gatewood neighborhood are not nearly as expensive as the houses are as you near the water.



My Plan for the Neighborhood

I plan to create rain gardens along the streets in this neighborhood to stop runoff from going directly to our drains and ocean. As water travels to these drains, it pick up toxins along the streets such as oil and pesticides. Plants have a detoxifying effect so as the water travels through the soil to filter out any harmful substances before they reach water sources.



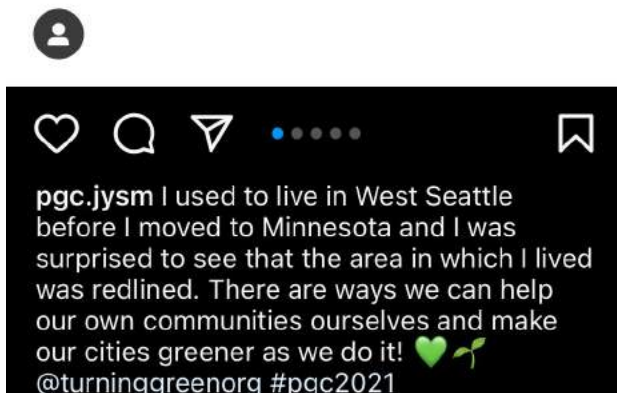


Credits

Special thanks to all the people who made and released these awesome resources for free:

- ▶ Presentation template by [SlidesCarnival](#)
- ▶ Photographs by [Unsplash](#)
- ▶ <https://www.greaterseattleonthecheap.com/seattle-rain-gardens/>
- ▶ <https://www.seattle.gov>
- ▶ <https://static.seattletimes.com/wp-content/uploads/2011/10/2016551505-300x0.jpg>

5



Team name: JYSM

Username: ajdomingo

Email: allanajuliad23114@isd273.org

School: Edina High School

GREENEST

Dear Tim Walz,

Please make sure that Minnesota's boundary waters do not become polluted from sulfur-ore copper mining. We simply cannot risk the detriment of this national beauty to create mines in natural areas.

This will not only affect the wildlife throughout the boundary waters, but can also lead to adverse health effects in humans from pollutants in the watershed. Fish who swim in these polluted waters will carry mercury with them to Minnesotans' plates. Pollutants from just one mine can affect the water quality for hundreds of years, so a whole chain of mines will destroy this natural environment. The waste from sulfur-ore copper mining is stored in large piles which can easily transfer toxins to the air and water. Any sort of destruction to these natural areas could harm the tourism industry and local economies.

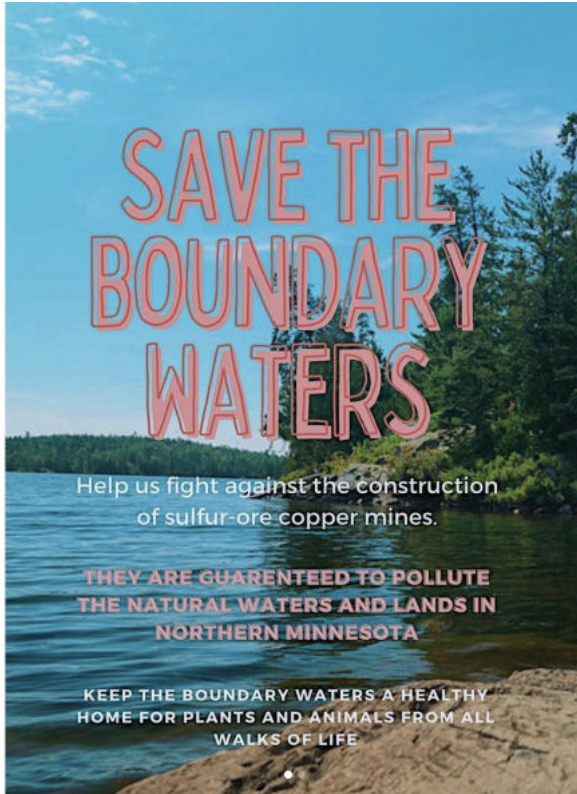
Thank you so much for all the work you have done rebuilding water pipes and sewage systems for communities throughout Minnesota. Water is such an essential resource for every individual so I appreciate your work to make sure it is accessible to all.

I ask you to take full action in preventing the construction of these mines and save our beloved boundary waters!

Thank you,
Sofia Seidelmann, Edina High School
Project Green Challenge, Team JYSM

How would you bring awareness to this problem? How might you build a campaign with a clear call to action to help the community fight back? Create a poster with a bold message that will mobilize people to be the change. Here is some insight into how to build a campaign.

I think one of the best ways to bring awareness to the problem is through social media and other attention-getting media that people are bound to see throughout their day. The more attention on this issue, the more the community will fight back. Reminding individuals of the beauty of the boundary waters and what is at risk may mobilize people to fight against the construction of these mines.



WHY ARE SULFUR COPPER MINES SO DANGEROUS?

- The waste from sulfur-ore copper mining is stored in large piles which can easily transfer toxins to the air and water
- Pollutants from just one mine can affect the water quality for hundreds of years, so a whole chain of mines could destroy this natural environment

HOW WOULD THIS AFFECT THE BOUNDARY WATERS?

- The large amount of wildlife who live in the boundary waters would be negatively affected by these toxins
- Fish who swim in these polluted waters will carry mercury with them to the plates of fishermen
- Any sort of destruction to these natural areas could harm the tourism industry and local economies



pgc.jysm

...



pgc.jysm It is important to protect the natural areas we have left 🌿🌍 Say NO to the construction of sulfur-ore copper mines in the boundary waters! @turninggreenorg @walzforgovernor #pgc2021

6m



Be the first to like this

6 MINUTES AGO



Add a comment...

Post



pgc.jysm

...



pgc.jysm It is important to protect the natural areas we have left 🌿🌍 Say NO to the construction of sulfur-ore copper mines in the boundary waters! @turninggreenorg @walzforgovernor #pgc2021

6m



Be the first to like this

6 MINUTES AGO



Add a comment...

Post

Team name: JYSM

Username: ajdomingo

Email: allanajuliad23114@isd273.org

School: Edina High School

GREEN

Watch the **Story of Stuff** or **Story of Solutions**, brilliant and transformational short films made by environmental leader, Annie Leonard.

Share three major takeaways from these videos.

- Always make sure you are striving towards better and not more. This means that the motivational steps of every campaign need to also include teaching the public what is better. If you want someone to follow something you need to lead them in the right direction, not motivate them with something that is already corrupting their lifestyle.
- People are able to get things they may need by sharing with others and reusing items they have. This not only saves money and production value, but also helps the environment.
- Helping the planet should always be the main goal because it hasn't been for so long. If the planet is better, we are better. The goal right now is to have the most stuff and have a booming economy. People are conditioned to spend money and constantly be on the lookout for more stuff. This is an unhealthy cycle brought on by greed.
- Even small steps in the direction of better are progress. This can lead to more and more people joining because they see the progress and are encouraged to help. Then if more people are joining, they will tell others about how they can also make a difference. Therefore we are able to make a positive cycle instead of a harmful one.

What is one change that you will make as a result of what you learned?

- I will make sure to limit my purchasing of plastic, especially at stores. Most items in grocery stores are highly packaged and I will look for produce and foods that do not have lots of plastic packaging. I am going to be much more intentional about buying foods from farmer's markets or from certain brands that purposely use low-waste packaging. This is also very important to notice in beauty and health products.

Helping the planet should always be the main goal because it hasn't been. People have been conditioned to spend money and constantly be on the lookout for more material items. This is an unhealthy cycle. Even small steps in the direction of better are progress.

Watch This Video By The Story of Stuff Project:

The Story of Solutions
<https://youtu.be/cpkRvc-sOKk>



pgc.jysm



pgc.jysm Understanding my own use of plastic has really opened my eyes to how much plastic accumulates while shopping. I will make sure to limit my purchasing of plastics. Most items in grocery stores are highly packaged so I will be much more intentional in purchasing foods from farmer's markets or from certain brands that use low-waste packaging. This does not only show up in foodstuff. It is also important to pay attention to plastic in health and beauty care and nearly every other product you may pick up at a store. 🌍💚@turninggreenorg @storyofstuff #pgc2021

1m



Be the first to like this

1 MINUTE AGO



Add a comment...

Post


Team name: JYSM

Username: ajdomingo

Email: allanajuliad23114@isd273.org

School: Edina High School

GREENEST



- **What recipe did you choose?**
 - I chose a combination of two facemask recipes from dontmesswithmama.com. One with avocado and honey but I didn't like the consistency so I added yogurt from another recipe as well.
- **How did you select ingredients? Could you source any organically?**
 - I had an avocado that was going bad that I wouldn't want to use as food so instead of throwing it away, I thought it would be the perfect opportunity to use it for this. The avocado was not organic but it is on the fifteen clean list. The honey and yogurt are both organic.
- **What did you put your product in? A repurposed container? Plastic-free?**
 - I put my product in travel containers that we have repurposed for lip scrubs, body butters, and traveling necessities in the past.

Now it's time to share your DIY product with a friend, housemate, or family member. Explain why you chose to make this product, let them try it (or watch you use it!), and share 3 facts you learned from the body challenge. Capture their responses:



- **Three facts I learned from the body challenge**
 - Skincare companies are not always required to put every single ingredient they use in their products on the labels
 - Not very many chemicals that are used in skincare often have been banned even though they can be very harmful
 - It is very important to do thorough research on all things you are putting inside or on your body! Not only can chemicals harm us, they can also harm animals and the plastic packaging is bad as well.
- **Did they enjoy using your DIY product?**
 - Yes, both my mom and brother had a fun time putting on the facemasks. They both use facemasks from drugstores every month or so and they liked this option.
- **Were they surprised by any of the facts?**
 - Yes, my brother, especially, was surprised by the number of chemicals that he was putting onto his skin. Even looking at face masks we already use, we saw similar main ingredients but less chemicals and the same effect!
- **Will they follow your lead and take a look at ingredients in their current products?**
 - Yes, they already have!
- **Are they open to switching to conscious personal care products?**
 - Yes, I chose this recipe because I had all the ingredients to make it on hand but I am now motivated to go out and buy beeswax and other oils to make other diy recipes! My brother and mom are both open to trying any other all-natural, organic personal care products I make myself.



pgc.jysm

...



pgc.jysm DIY all natural avocado, honey, and yogurt face mask recipe from dontmesswithmama.com! Relax after a long week with a hydrating, moisturizing, organic mask! 🥑🍯🌿 @turninggreenorg #pgc2021

27m



turninggreenorg This looks so fun!!! And so clean. Nice work! 🌿



14m Reply



1 like

27 MINUTES AGO



Add a comment...

Post

Team name: JYSM


Username: ajdomingo

Email: allanajuliad23114@isd273.org

School: Edina High School

GREENEST

These pants were my mom's but she was planning on getting rid of them so I thought I could adjust them to fit me. I always prefer to sew things in ways where I could remove them easily and change sizes in the future.



First, I pinned the pants at the amount I needed taken in so I could make sure it was straight all the way down.

Next, thread the machine with the same color thread as your pants.

Finally, sew down the waist section of your pants.

This is a great way to adjust clothes because you can always take it out and change the size depending on who wears it next!



Here is the sewn section in the back.



It forms a clean line in the back. The only worry was getting the horizontal lines to match up but I managed to keep them straight.



Which level of the Buyerarchy of Needs seems the easiest for you? Which is the most difficult?

- Thrifting and borrowing seems like it would be the easiest for me because I already do those things the most. Making my own clothes would be the most difficult because I don't have a lot of experience following patterns.

How will you implement these ideas in your life going forward?

- I will continue to thrift and adjust clothes that are already in my household. I find that when you do this, you will never have the same clothes as others and you can keep a cool, unique style!



pgc.jysm



pgc.jysm I thrift from yard sales and thrift stores and borrow clothes from those in my household to act on the Buyerarchy of Needs! These are some pants my mom was going to give to Goodwill but I thought I could adjust them to fit me. It is so important to be mindful of your consumption because of (lack of) worker wellbeing, harm to the environment through pesticides and contamination, and air pollution. All these things take place every time a piece of fast fashion clothing is produced. That is not even mentioning the toll on the environment that shipping clothes in plastic packaging has. Follow the Buy Edited y of Needs!!
🌍🌱@turninggreenorg
@fashiontakesaction @fihershed

[View Insights](#)



Be the first to like this

3 MINUTES AGO



Add a comment...

[Post](#)



pgc.jysm



pgc.jysm I thrift from yard sales and thrift stores and borrow clothes from those in my household to act on the Buyerarchy of Needs! These are some pants my mom was going to give to Goodwill but I thought I could adjust them to fit me. It is so important to be mindful of your consumption because of (lack of) worker wellbeing, harm to the environment through pesticides and contamination, and air pollution. All these things take place every time a piece of fast fashion clothing is produced. That is not even mentioning the toll on the environment that shipping clothes in plastic packaging has. Follow the Buyerarchy of Needs!!
🌍🌱@turninggreenorg
@fashiontakesaction @fihershed

[View Insights](#)




Be the first to like this

3 MINUTES AGO



Add a comment...

[Post](#)



pgc.jysm ...


pgc.jysm I thrift from yard sales and thrift stores and borrow clothes from those in my household to act on the Buyerarchy of Needs! These are some pants my mom was going to give to Goodwill but I thought I could adjust them to fit me. It is so important to be mindful of your consumption because of (lack of) worker wellbeing, harm to the environment through pesticides and contamination, and air pollution. All these things take place every time a piece of fast fashion clothing is produced. That is not even mentioning the toll on the environment that shipping clothes in plastic packaging has. Follow the Buyerarchy of Needs!!

[View Insights](#)

Be the first to like this

4 MINUTES AGO

Add a comment... [Post](#)



pgc.jysm ...

pgc.jysm I thrift from yard sales and thrift stores and borrow clothes from those in my household to act on the Buyerarchy of Needs! These are some pants my mom was going to give to Goodwill but I thought I could adjust them to fit me. It is so important to be mindful of your consumption because of (lack of) worker wellbeing, harm to the environment through pesticides and contamination, and air pollution. All these things take place every time a piece of fast fashion clothing is produced. That is not even mentioning the toll on the environment that shipping clothes in plastic packaging has. Follow the Buyerarchy of Needs!!

[View Insights](#)

Be the first to like this

4 MINUTES AGO

Add a comment... [Post](#)